




Grade 7 Online Learning Tutorial



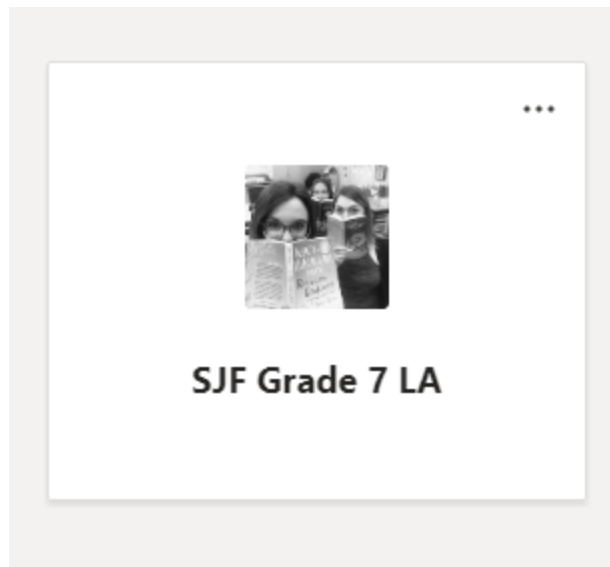
Grade 7 Language Arts Team



3

Here is the main Language Arts Team

- ◆ On this team you will find:
 - ◆ The “Week at a Glance”
 - ◆ Tutorial lessons
 - ◆ Notes
 - ◆ Important notices from teachers





SJF Grade 7 LA

General

Teacher Conversation



Reply

BB

Brittany Becking 4/27 9:03 AM

Week At A Glance:

Language Arts 7 Materials Needed: Laptop, book, paper, and pencil.

	Monday April 27	Tuesday April 28	Wednesday April 29	Thursday April 30	Friday May 1
TOPIC	Persuasion: Planning and Topic Sentence	Persuasion: Reasons and Examples	Persuasion: Conclusions and Transition Words	Persuasion: Editing	Battle of the Books: Warcross versus Legend
TASKS	-Read for 20 minutes - Go to your Assignment Team and open "April 27 Persuasive Writing." 1) Choose a topic from the list. 2) Fill in planning sheet. 3) Write your topic sentence.	-Read for 20 minutes 1) Watch the video posted on the main LA Team. 2) Take your 3 reasons and examples and put them into your paragraph (Page 3 of the document from yesterday).	-Read for 20 minutes 1) Watch the video posted on the main page 2) Go to your Assignment from yesterday and add your conclusion. 3) Complete transition word activity on page 4 of your document. 4) Add transition words to your paragraph.	-Read for 20 minutes 1) Watch the video on the main LA page. 2) Go to Files and complete the self edit checklist. 3) Share with one other person (home or online) and complete the peer edit. 4) Finishing editing and turn in.	-Watch both videos posted under Files-Friday. If you would rather read on your own, you can access the PDF's in the same folder. -Go to Assignments and work on the week two activity in the powerpoint. -Complete today's Form for which book should advance to the next round.

Reply

April 28, 2020

DM

Danielle Malec 4/28 8:50 AM

Happy Tuesday! Please watch this video on how to turn your planning page into a paragraph! Once you have watched this, go ahead and write your reasons and examples into your paragraph in the assignment from yesterday.



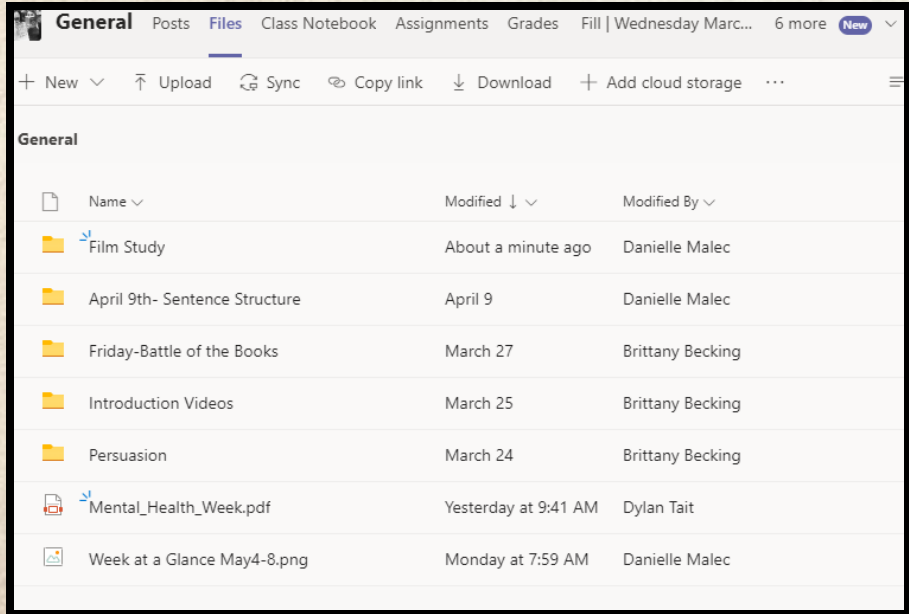
Planning Page to Paragraph Lesson.mp4



Start a new conversation. Type @ to mention someone.



Once you enter the team, it will take you to the main page where everything will be posted in chronological order.



Any documents posted to the main page will be automatically saved in files.



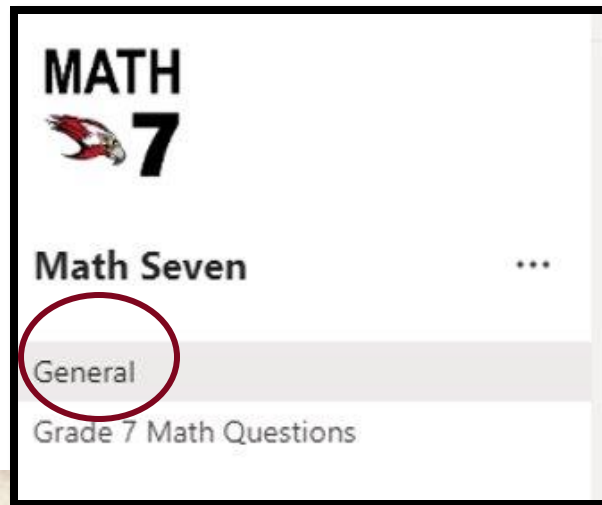
Grade 7 Math Team



7

General Tab

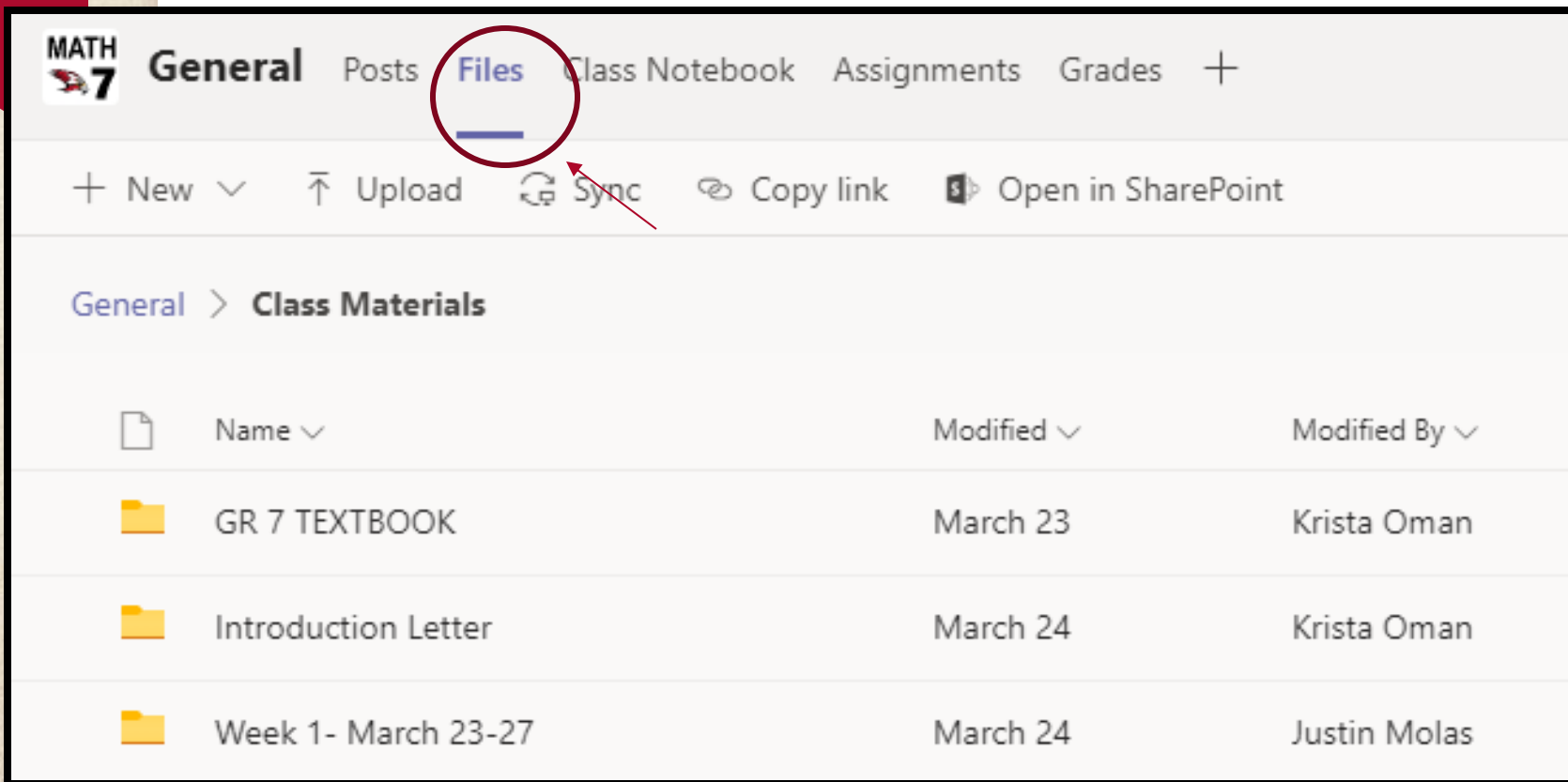
- ◆ The main form of communication for grade 7 math will be delivered daily through this team on the General tab page.





8

All posted material can be found under the files tab. Organized by weeks.









The screenshot shows the Microsoft Teams interface for a channel named "MATH 7". The "Files" tab is selected and circled in red, with a red arrow pointing to it. Below the navigation bar, there are options for "New", "Upload", "Sync", "Copy link", and "Open in SharePoint". The main content area displays a list of files and folders under the heading "Class Materials".

Name	Modified	Modified By
GR 7 TEXTBOOK	March 23	Krista Oman
Introduction Letter	March 24	Krista Oman
Week 1- March 23-27	March 24	Justin Molas



- ◆ When selecting a week, the files have a recommended day for completion.

General > Class Materials > **Week 6- May 4-8**

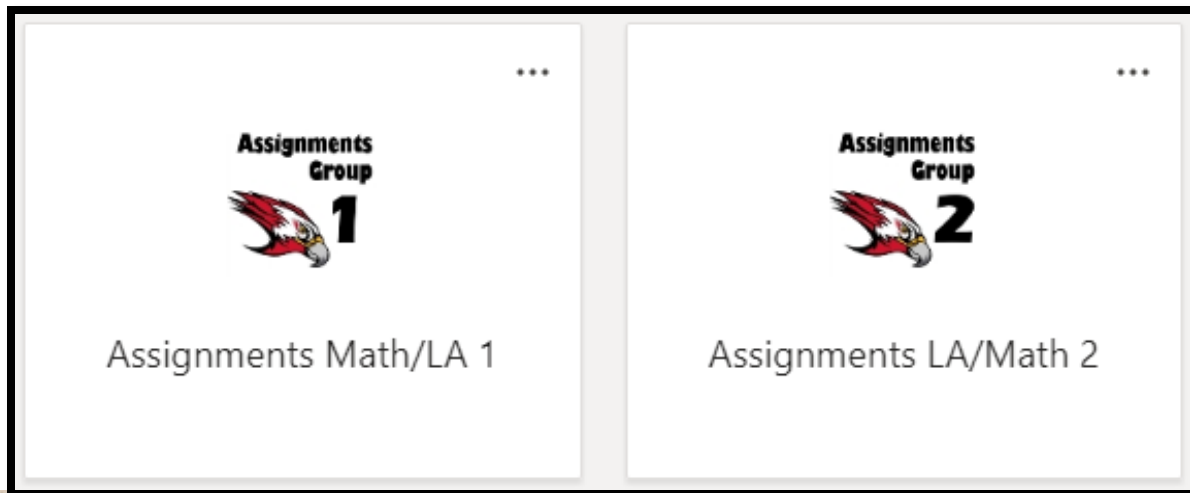
 Name ▾	Modified ▾	Modified By ▾
 6.1 Area of Circles_MONDAY.pptx	Monday at 7:48 AM	Krista Oman
 6.2 Area from radius_TUESDAY.pdf	Monday at 7:48 AM	Krista Oman
 6.3 Area from radius_TUESDAY.pdf	Monday at 7:48 AM	Krista Oman
 6.4 Area from diameter_TUESDAY.pdf	Monday at 7:48 AM	Krista Oman
 6.5 Area from radius and diameter_TUESDA...	Monday at 7:48 AM	Krista Oman



Grade 7 Math/LA Assignments Page



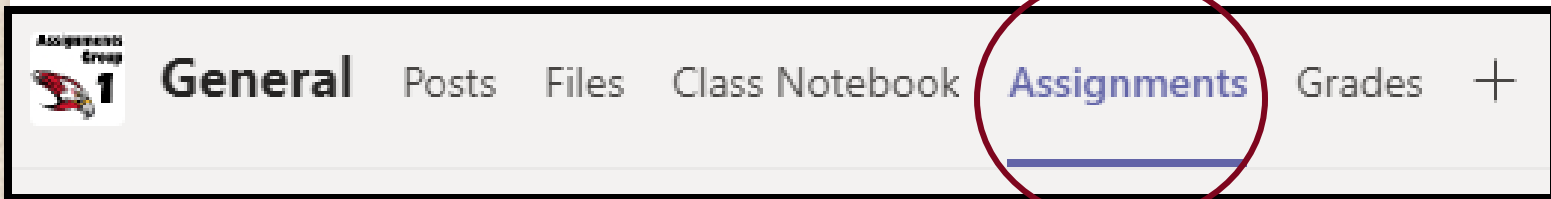
- ◆ When completing an assignment for Math or LA, it will be found in 1 of 2 places depending upon which group your child is in. Both groups are identical.





12

- ◆ To find an assignment, go to the assignments tab at the top.






13

Assignments

- ◆ If an assignment can't be found, click on the "view more past due" button and it can be found.

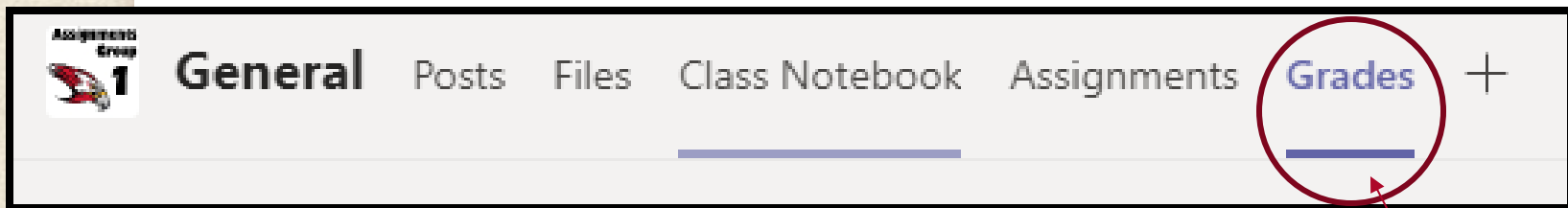
A screenshot of a software interface showing a list of assignments. The top section is titled "Upcoming" with a filter icon. Below it are two categories: "Drafts" and "Assigned (7)". Under "Assigned (7)", there is a red link labeled "View more past due" with a red arrow pointing to it. Below this link, a specific assignment is shown: "Tutorial: How to Enter Fractions" with a due date of "Due April 30, 2020 11:59 PM". To the right of the assignment title, it says "89/121 turned in" and "77 reviewed" with a progress bar.



14

How to Track Progress

- ◆ Students can view grades and feedback given by their teachers under the Grades tab in their Assessment Groups.




Submitted = Assignment is completed and turned in.

Viewed = Assignment has been viewed, but not turned in for marking.

Returned = It has been given feedback or marked by a teacher.

Not turned in = It has not been opened by the student.



Special Projects

Grade 7








Grade 7 Projects Team – Social & Science

All students belong to this group on TEAMS in addition to LA and Math. Materials and information are located in the same areas on the **PROJECTS** Team page.

GP **General** Posts **Files** Class Notebook Assignments Grades

+ New ▾ Sync Copy link Open in SharePoint

General > **Class Materials**

 Name ▾	Modified ▾	Modified By ▾
 Chapter 7.PDF 	May 4	Paul Bohnert
 Gr. 7.1 Canada project student.pptx 	4 hours ago	Paul Bohnert

Every Monday morning, an assignment link is added to the General Page chat. It can also be found as a PowerPoint presentation under the *Links* in the **Class Materials Folder** and the **Assignments** section.

Students should be following the directions on the PowerPoint carefully and independently taking study notes each week.



Grade 7 Projects Team – Social & Science

- ◆ Every Friday morning, a short quiz will be released as a link on the General Page. This quiz is based on the information gathered for the week and will be completed on *Forms*. Grades are accessed the same way as LA and Math.

